

## Product datasheet

### anti-Plakophilin 1 mouse monoclonal, PP1-5C2, supernatant

#### Short overview

<b>Cat. No.</b>	65160
<b>Quantity</b>	5 ml

#### Product description

<b>Host</b>	Mouse
<b>Antibody Type</b>	Monoclonal
<b>Isotype</b>	IgG1
<b>Clone</b>	PP1-5C2
<b>Immunogen</b>	Plakophilin 1 ("band 6 polypeptide" of bovine muzzle epidermis)
<b>Formulation</b>	Contains 0.09% sodium azide
<b>UniprotID</b>	Q28161 (Bovine), Q13835 (Human), P97350 (Mouse), I3LGN8 (Pig), D3ZY51 (Rat)
<b>Synonym</b>	Plakophilin-1, Band 6 protein, B6P, PKP1
<b>Conjugate</b>	Unconjugated
<b>Purification</b>	Hybridoma cell culture supernatant
<b>Storage</b>	Short term at 2-8°C; long term storage in aliquots at -20°C; avoid freeze/thaw cycles
<b>Intended use</b>	Research use only
<b>Application</b>	ELISA, IHC, WB
<b>Reactivity</b>	Bovine, Human, Mouse, Pig, Rat

#### Applications

<b>ELISA</b>	Assay dependent
<b>Immunohistochemistry (IHC) - frozen</b>	Undiluted-1:50 (preincubation with 0.05-0.2% Triton X-100, for 5-10 min recommended; for delicate tissues like liver and gastrointestinal material preincubation with saponin is preferred)
<b>Immunohistochemistry (IHC) - paraffin</b>	Undiluted-1:50 (pretreatment with 0.001% trypsin and microwave treatment recommended)
<b>Western Blot (WB)</b>	Assay dependent

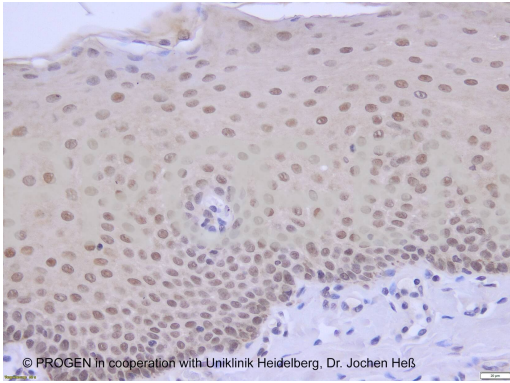
#### Background

Antibody recognizes plakophilin 1 in diverse stratified epithelia, in complex epithelia (e.g. urothelium of the bladder and tracheal epithelium) and in glandular duct epithelia; squamous cell carcinoma are positive, whereas all adenocarcinoma tested so far are negative.

Polypeptide reacting: Plakophilin 1: calculated mol. wt. 80,496 (human) and 80,180 (bovine).

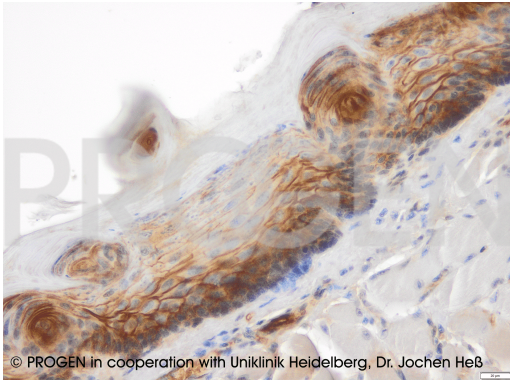
Reactivity on human cultured cell lines: HaCaT, A-431, BPH-1 (derived from non-neoplastic prostatic tissue).

## Product images



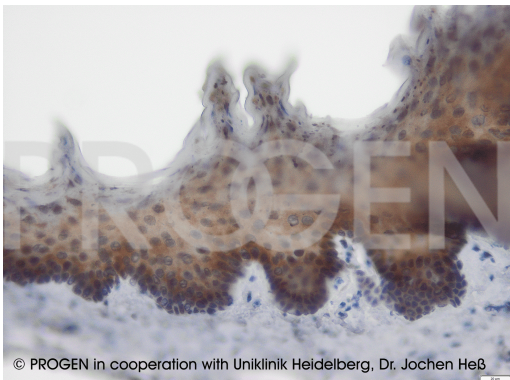
© PROGEN in cooperation with Uniklinik Heidelberg, Dr. Jochen Heß

IHC of human oral mucosa (© PROGEN in cooperation with Uniklinik Heidelberg, Dr. Jochen Heß)



© PROGEN in cooperation with Uniklinik Heidelberg, Dr. Jochen Heß

IHC of mouse tongue (courtesy of J.Heß, University Hospital Heidelberg)



© PROGEN in cooperation with Uniklinik Heidelberg, Dr. Jochen Heß

IHC of rat tongue (courtesy of J.Heß, University Hospital Heidelberg)

## References

Publication	Species	Application
<a href="#">Kim, M. et al. Plakophilin 1 deficiency in prostatic tumours is correlated with immune cell recruitment and controls the up-regulation of cytokine expression post-transcriptionally. FEBS J. (2022).</a>	human	WB, IHC-IF (paraffin)